



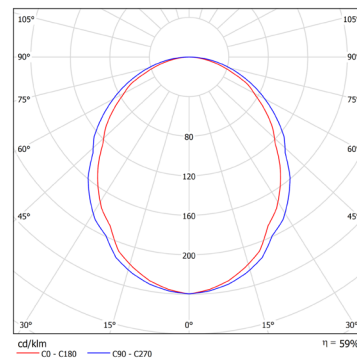
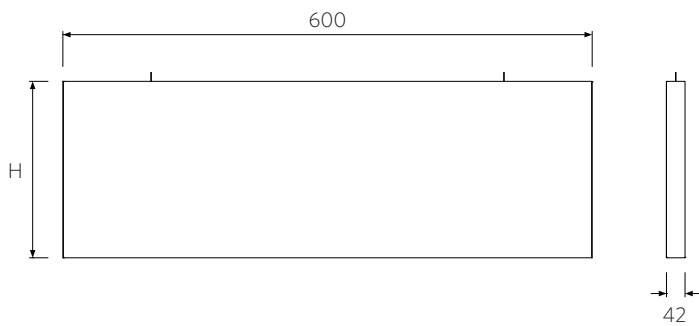
## Blade LED light 600mm XBTKP

### Blade XBTKP

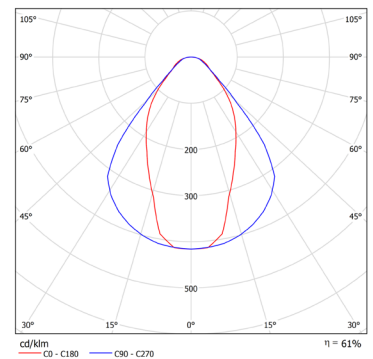
LED luminaire for standalone mounting supplied as a single unit. Direct lighting distribution only. Specials available with Indirect LED on request. Housing nom. Length 600mm. Manufactured from sheet steel with a choice of opal, satin diffuser panel (OS-X) or micro-prismatic panel (MPS). Finish in RAL colour White (similar to 9003). Special RAL colours available on request. Complete with integral DALI dimmable driver (DA), or non-dimmable driver (ND). LED Luminous Flux, in HO high output: 2000 lumens (initial) or HE high efficiency: 1500 lumens (Initial). The luminous densities of different lengths are almost identical, allowing lengths to be combined to form an optimum luminaire arrangement. LED colour rendering CRI >80, colour temperature 4000 Kelvin (840) or 3000 Kelvin (830); Colour Tolerance: 3 Step MacAdam ellipse. Integral emergency & inbuilt sensors are available on request.

Mounting instructions: Pendant mounting. Complete with adjustable height, twin steel wire suspension kit, 1.5m max. length. Top barrel screws to ceiling. The free end of the steel cable pushes into a clutch mounted on the luminaire.

	LED Luminous Flux	LED Power	Luminaire Power	Luminaire Luminous Flux Opal	Luminaire Luminous Flux MPS
HO	2000 lm	13W	15W	1179 lm	1222 lmw
HE	1500lm	9W	10.5W	884 lm	917 lm



Opal distribution



MPS distribution

Range Code	Length (mm) /10	(H)eight (mm) /10	Lum. Flux /10	LED Colour	Optic	Driver Control	Emergency if required	Example product code
XBTKP	060	15	200	840	MPS	ND	/ED3	XBTKP 060x30/200-840 OSX-DA
		20	150	830	OSX	DA	/EMST	
		30					/EMDA	
		40						
		50						
		60						